

Lincoln Public Schools Parent Satisfaction Survey

Date of survey: Wednesday, October 14 – Monday, October 19, 2015

501 Unique Household Responses

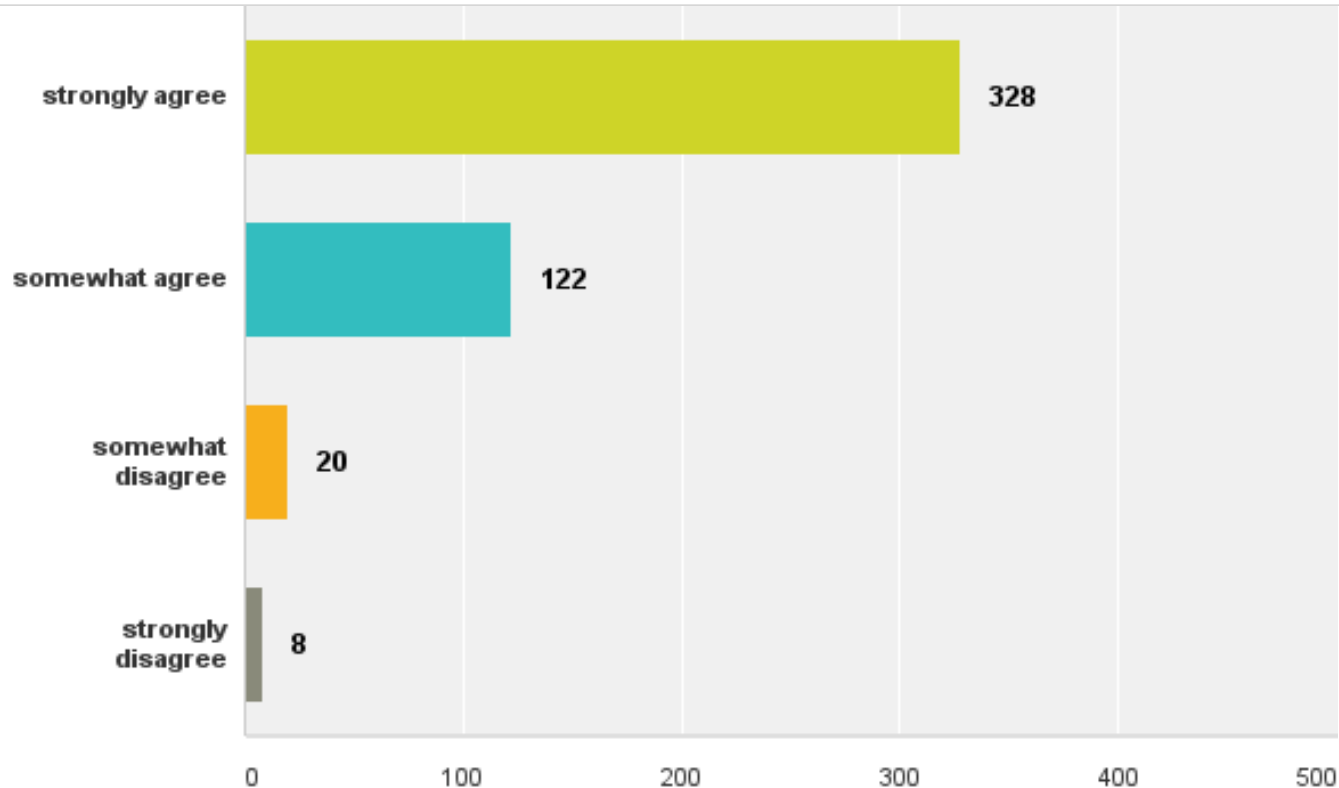
2042 Households

25% response rate

General state of the schools

All things considered, the Lincoln Public Schools offer my child/children a quality education in a healthy and safe environment.

Answered: 478 Skipped: 23



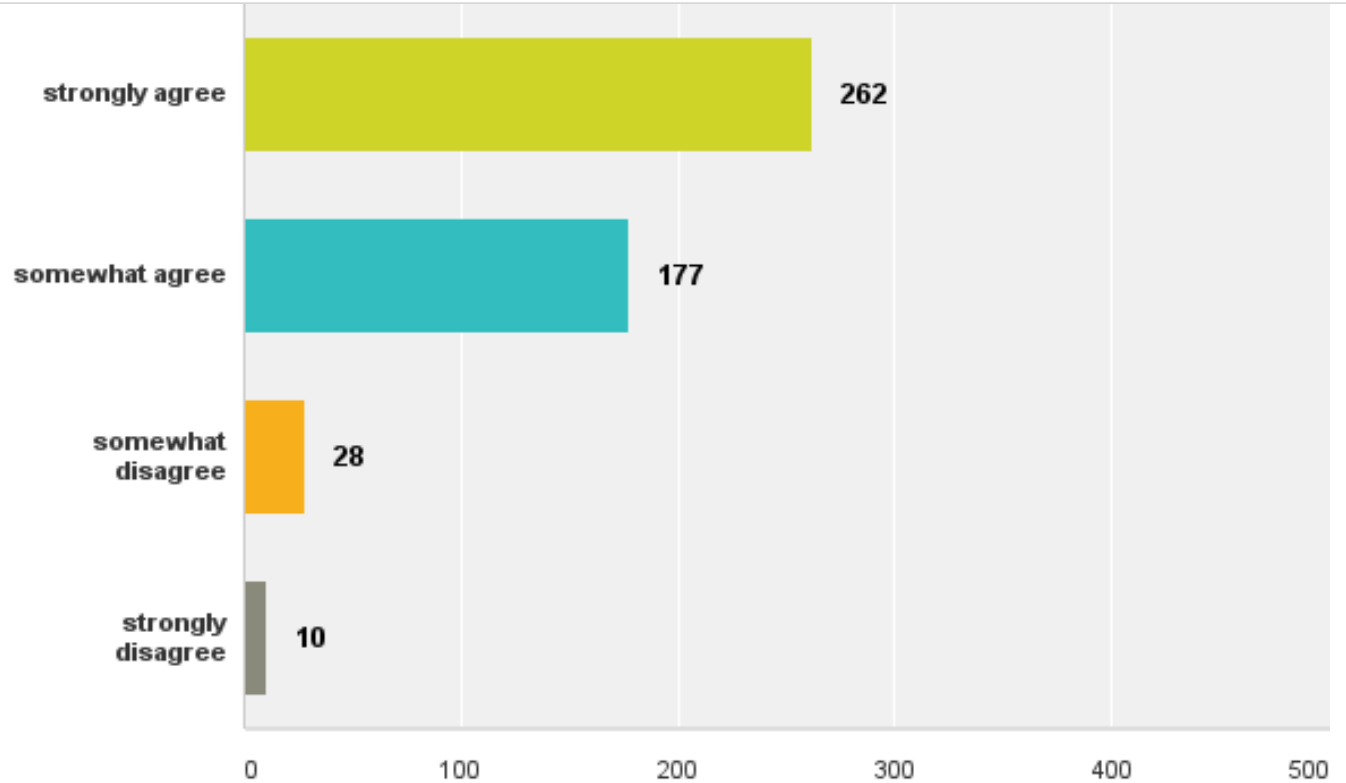
The Lincoln Public Schools have problems just like any other school system, but the positives far outweigh the negatives.

Answered: 475 Skipped: 26

Answer Choices	Responses	
strongly agree	58.32%	277
somewhat agree	34.95%	166
somewhat disagree	5.26%	25
strongly disagree	1.47%	7
Total		475

I feel I am an equal partner in my child's education.

Answered: 477 Skipped: 24



Expectation vs. experience

How important is the quality of the teaching staff in a school?

Answered: 501 Skipped: 0

not important	somewhat important	important	very important	Total	Weighted Average
0.40% 2	0.20% 1	0.80% 4	98.60% 494	501	3.98

How satisfied are you with the overall quality of the teaching staff at your child's school or schools?

Answered: 489 Skipped: 12

not satisfied	somewhat dissatisfied	satisfied	very satisfied	Total	Weighted Average
0.41% 2	7.98% 39	52.76% 258	38.85% 190	489	3.30

Expectations vs Experience: Quality of teaching staff

not important	somewhat important	important	very important	Total	Weighted Average
0.40% 2	0.20% 1	0.80% 4	98.60% 494	501	3.98

not satisfied	somewhat dissatisfied	satisfied	very satisfied	Total	Weighted Average
0.41% 2	7.98% 39	52.76% 258	38.85% 190	489	3.30

Expectations for my child are appropriately high.

Answered: 476 Skipped: 25

Answer Choices	Responses
strongly agree	58.19% 277
somewhat agree	35.50% 169
somewhat disagree	5.04% 24
strongly disagree	1.26% 6
Total	476

Preparing our students for future success

Answered: 501 Skipped: 0

not important	somewhat important	important	very important	Total	Weighted Average
0.60%	0.20%	6.99%	92.22%	501	3.91
3	1	35	462		

not satisfied	somewhat satisfied	satisfied	very satisfied	Total	Weighted Average
0.41%	14.11%	52.35%	33.13%	489	3.18
2	69	256	162		

Challenging students of all learning levels and abilities

Answered: 501 Skipped: 0

not important	somewhat important	important	very important	Total	Weighted Average
0.40% 2	0.40% 2	16.17% 81	83.03% 416	501	3.82

not satisfied	somewhat dissatisfied	satisfied	very satisfied	Total	Weighted Average
1.84% 9	12.68% 62	55.01% 269	30.47% 149	489	3.14

How important is it for teachers and other adults in a school to know the children they teach on a personal level?

Answered: 501 Skipped: 0

not important	somewhat important	important	very important	Total	Weighted Average
0.80%	8.78%	34.33%	56.09%	501	3.46
4	44	172	281		

not well	somewhat well	well	very well	Total	Weighted Average
6.54%	31.08%	44.79%	17.59%	489	2.73
32	152	219	86		

Student performance on standardized tests

Answered: 501 Skipped: 0

not important	somewhat important	important	very important	Total	Weighted Average
15.77% 79	37.52% 188	32.14% 161	14.57% 73	501	2.46

not important	somewhat important	important	very important	Total	Weighted Average
14.93% 73	34.36% 168	36.61% 179	14.11% 69	489	2.50

not valuable	somewhat valuable	valuable	very valuable	Total	Weighted Average
18.61% 91	46.83% 229	25.97% 127	8.59% 42	489	2.25

The importance of arts programs (visual and performing) in the school day?

Answered: 501 Skipped: 0

not important	somewhat important	important	very important	Total	Weighted Average
1.00% 5	6.19% 31	36.13% 181	56.69% 284	501	3.49

not satisfied	somewhat dissatisfied	satisfied	very satisfied	Total	Weighted Average
2.66% 13	15.13% 74	66.05% 323	16.16% 79	489	2.96

The importance of after school activities, sports, and clubs for students

Answered: 501 Skipped: 0

not important	somewhat important	important	very important	Total	Weighted Average
0.20% 1	8.78% 44	34.93% 175	56.09% 281	501	3.47

not satisfied	somewhat dissatisfied	satisfied	very satisfied	Total	Weighted Average
4.09% 20	13.70% 67	61.35% 300	20.86% 102	489	2.99

The importance of field trips in the education of a student

Answered: 501 Skipped: 0

not important	somewhat important	important	very important	Total	Weighted Average
1.20% 6	19.56% 98	47.11% 236	32.14% 161	501	3.10

not satisfied	somewhat dissatisfied	satisfied	very satisfied	Total	Weighted Average
6.54% 32	24.74% 121	61.35% 300	7.36% 36	489	2.70

Parent volunteer opportunities at a school

Answered: 501 Skipped: 0

not important	somewhat important	important	very important	Total	Weighted Average
2.79% 14	25.55% 128	44.91% 225	26.75% 134	501	2.96

not satisfied	somewhat dissatisfied	neither satisfied nor dissatisfied	satisfied	very satisfied	Total	Weighted Average
1.84% 9	4.91% 24	46.01% 225	37.83% 185	9.41% 46	489	3.01

Information and communications

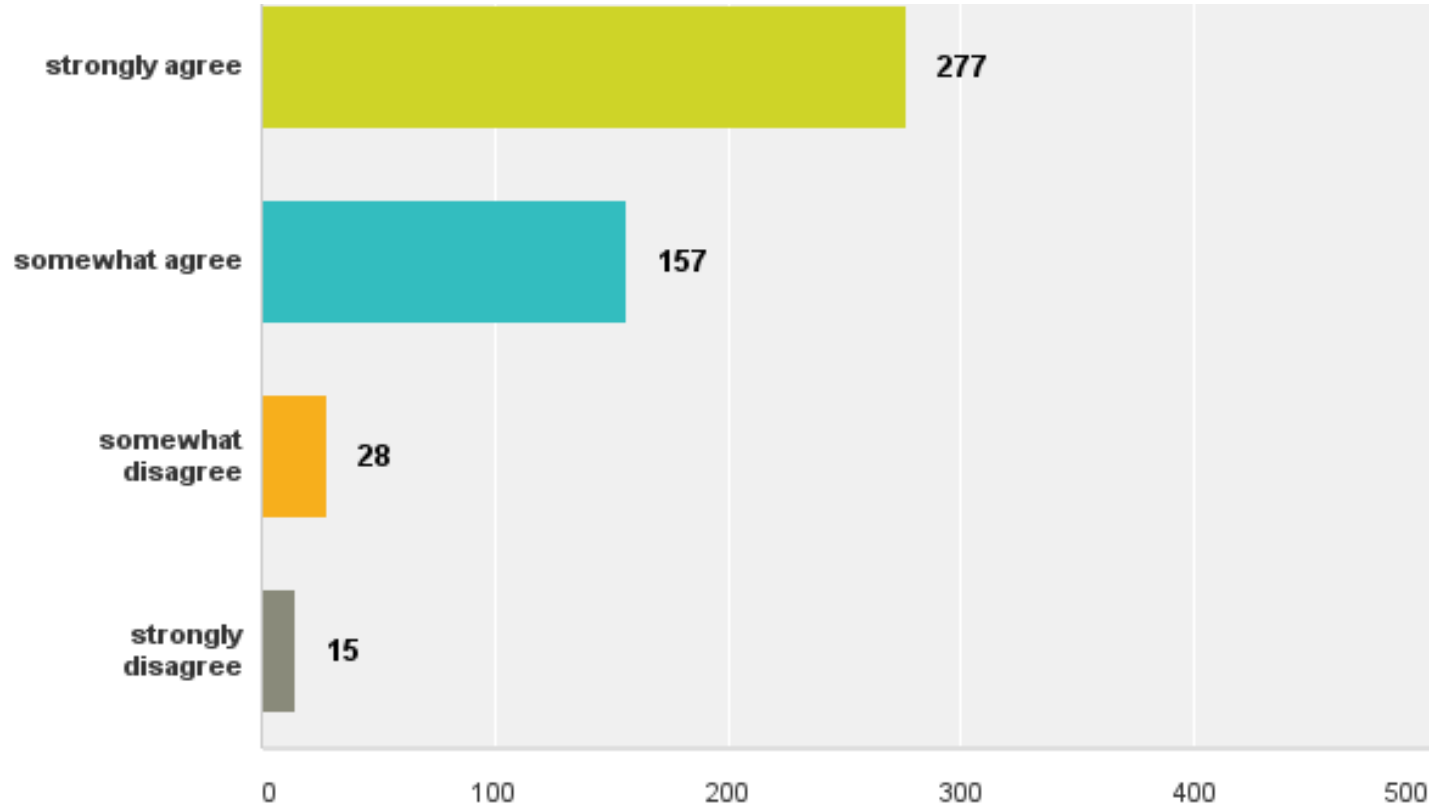
How satisfied are you with two-way school to home and home to school communications for you and your student(s)

Answered: 501 Skipped: 0

not satisfied	somewhat dissatisfied	Neither satisfied nor dissatisfied	satisfied	very satisfied	Total	Weighted Average
1.84% 9	6.95% 34	13.29% 65	50.10% 245	27.81% 136	489	3.95

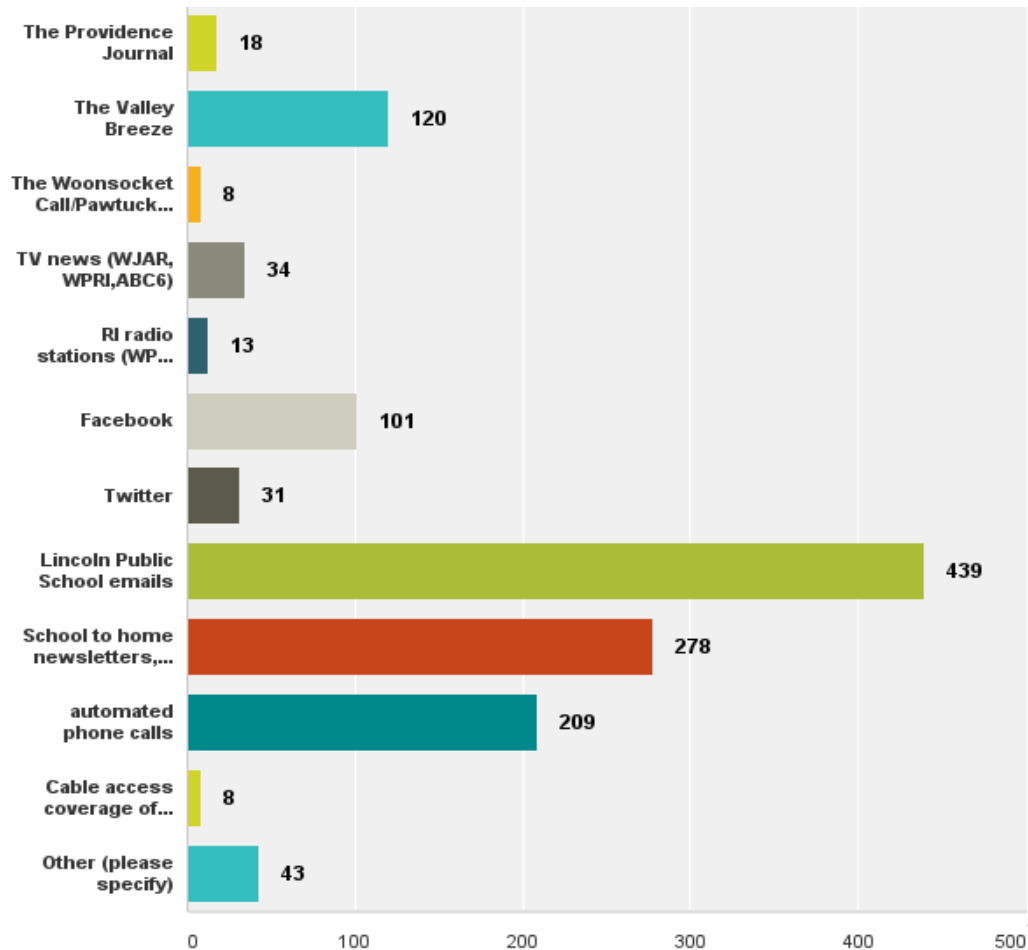
My child's school does a good job of communicating with me.

Answered: 477 Skipped: 24



How do you primarily receive news and information about your school and the school district?

Answered: 478 Skipped: 23



How do you primarily receive news and information about your school and the school district?

Answered: 478 Skipped: 23

Answer Choices	Responses	
The Providence Journal	3.77%	18
The Valley Breeze	25.10%	120
The Woonsocket Call/Pawtucket Times	1.67%	8
TV news (WJAR, WPRI,ABC6)	7.11%	34
RI radio stations (WPRO, WHJJ, etc)	2.72%	13
Facebook	21.13%	101
Twitter	6.49%	31
Lincoln Public School emails	91.84%	439
School to home newsletters, fliers, memos	58.16%	278
automated phone calls	43.72%	209
Cable access coverage of Lincoln School Committee meetings	1.67%	8
Other (please specify)	9.00%	43
Total Respondents: 478		



What is your preferred method of receiving news and information about your school and the school district?

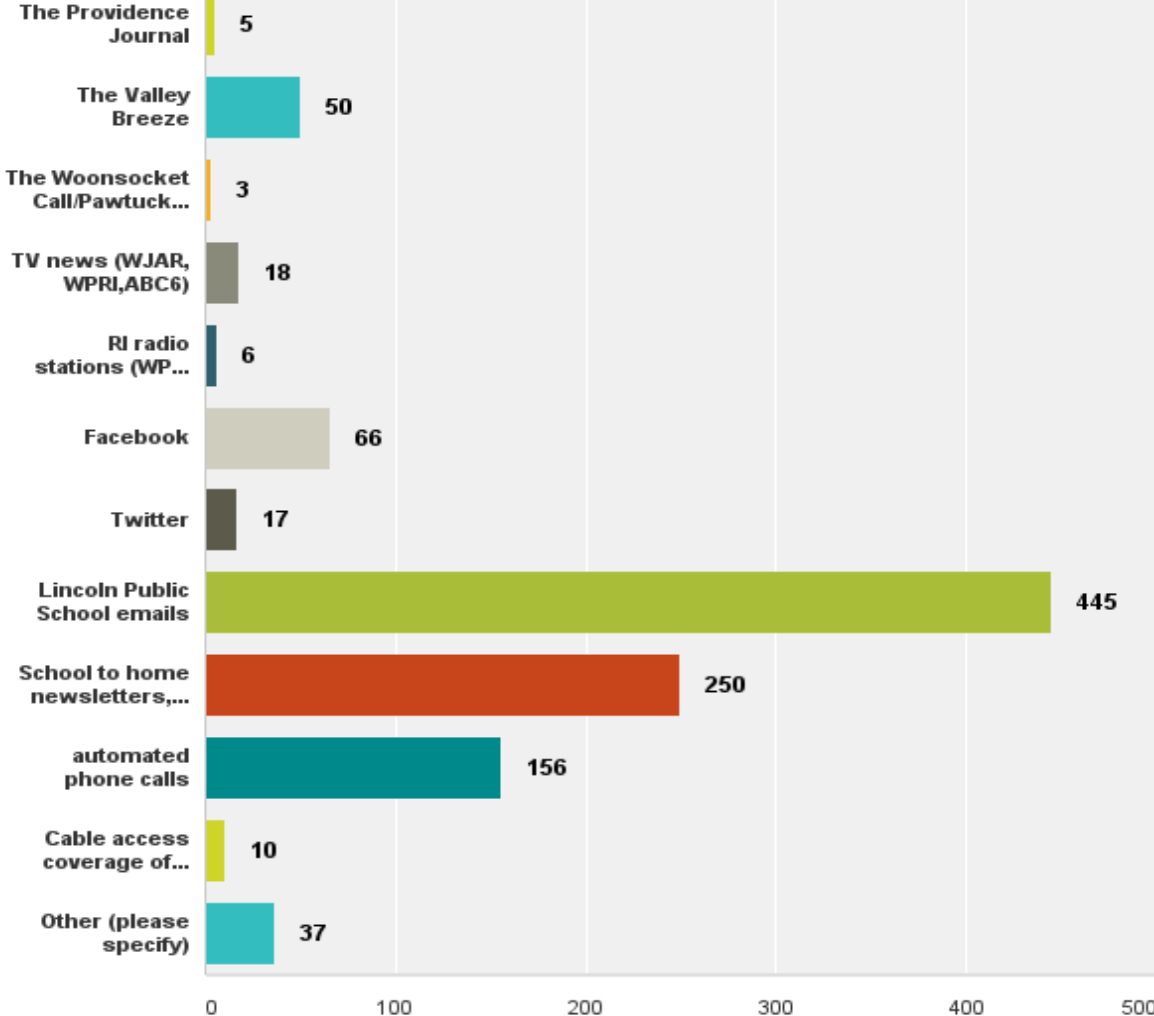
Answered: 478 Skipped: 23

Answer Choices	Responses
The Providence Journal	1.05% 5
The Valley Breeze	10.46% 50
The Woonsocket Call/Pawtucket Times	0.63% 3
TV news (WJAR, WPRI,ABC6)	3.77% 18
RI radio stations (WPRO, WHJJ, etc)	1.26% 6
Facebook	13.81% 66
Twitter	3.56% 17
Lincoln Public School emails	93.10% 445
School to home newsletters, fliers, memos	52.30% 250
automated phone calls	32.64% 156
Cable access coverage of Lincoln School Committee meetings	2.09% 10
Other (please specify)	7.74% 37
Total Respondents: 478	



Preferred notification

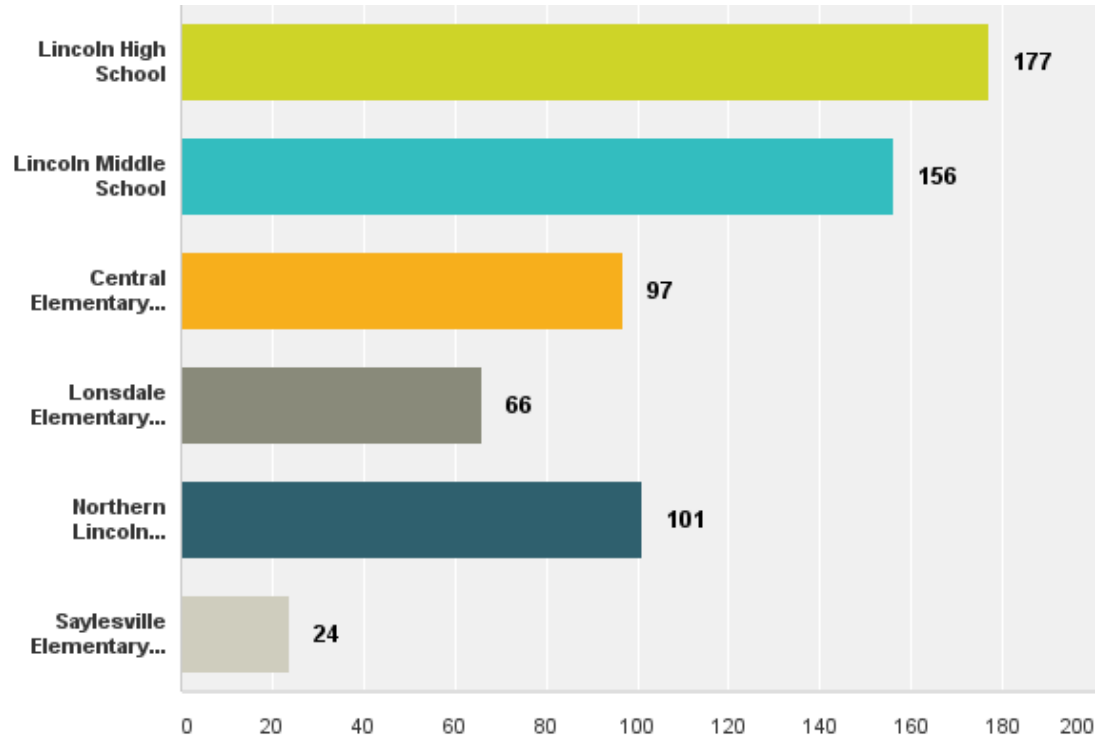
Answered: 478 Skipped: 23



LPS survey demographic data

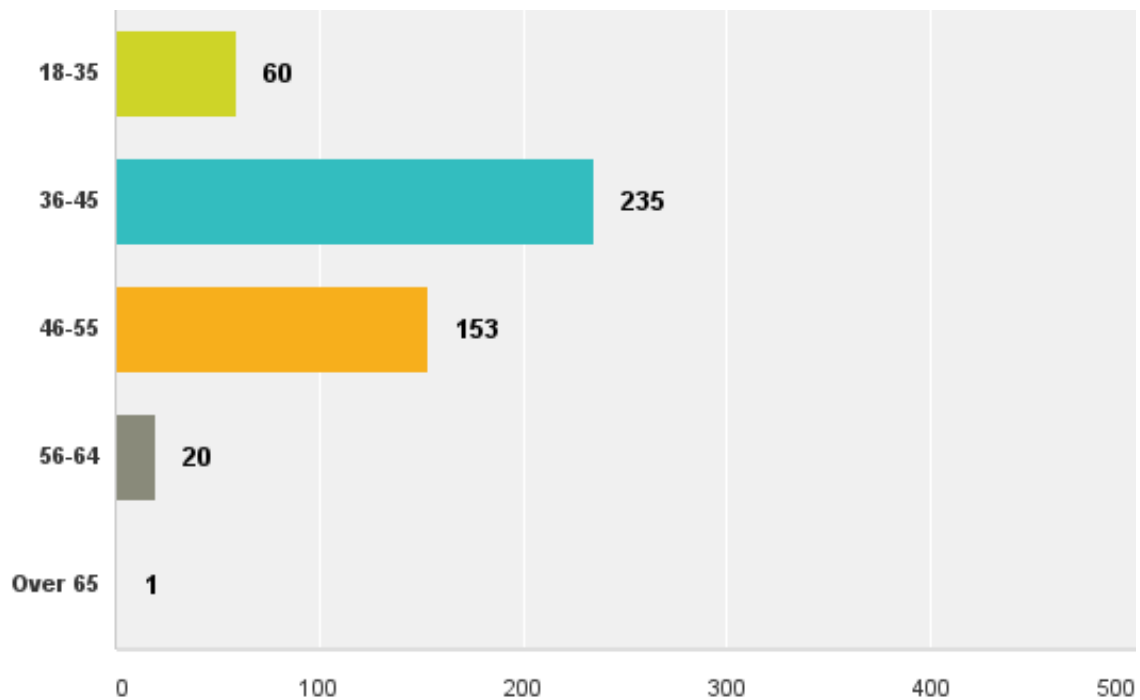
Which school does your child currently attend? (Check all that apply)

Answered: 472 Skipped: 29



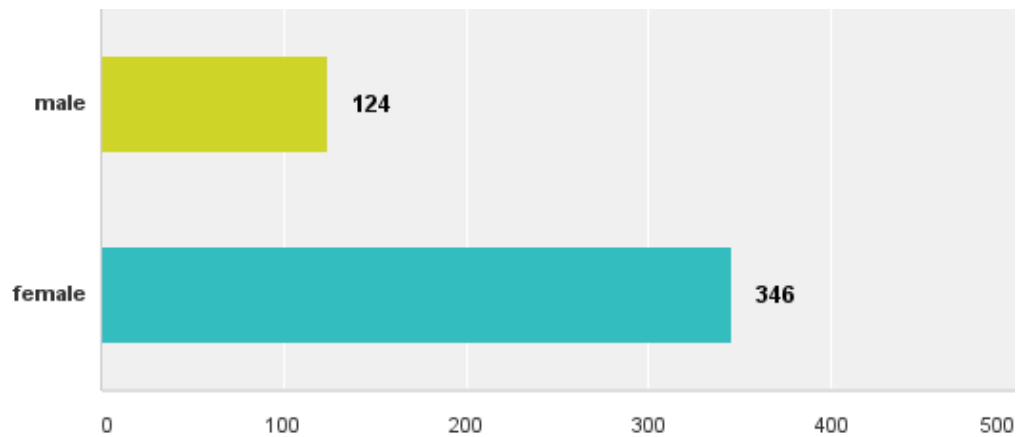
Age

Answered: 469 Skipped: 32



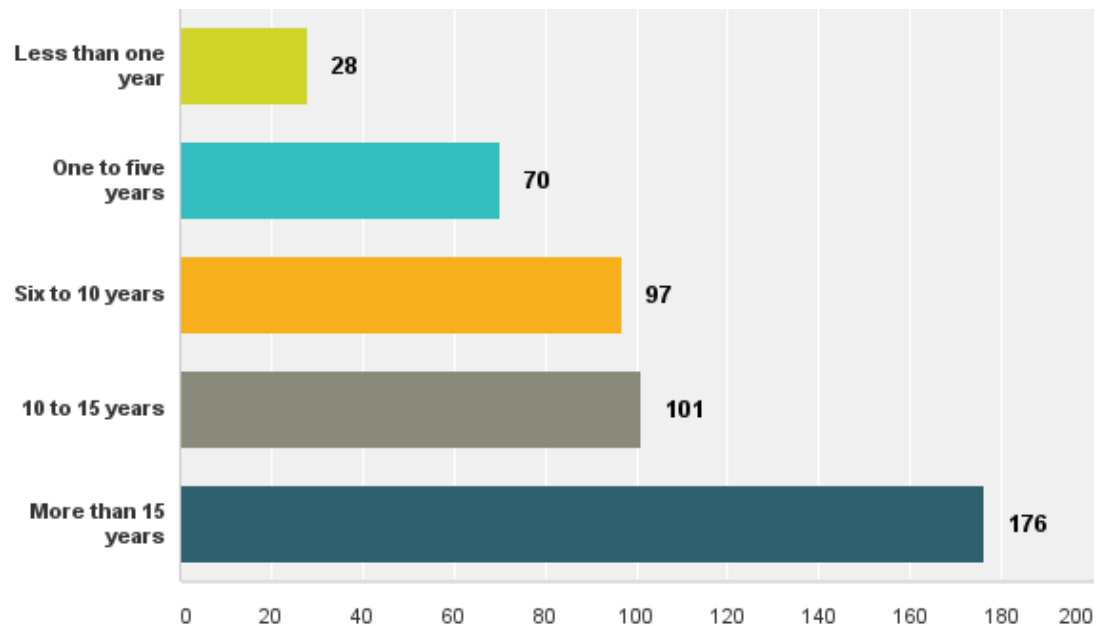
Gender

Answered: 470 Skipped: 31



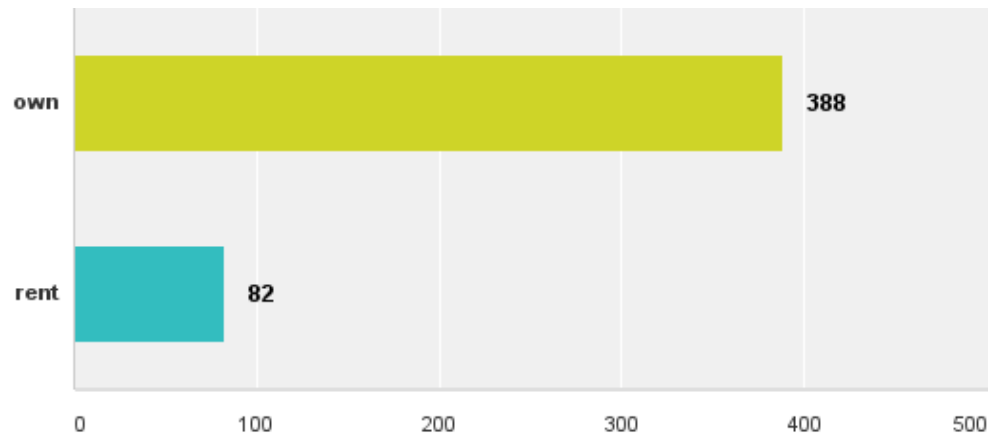
How long have you lived in Lincoln?

Answered: 472 Skipped: 29



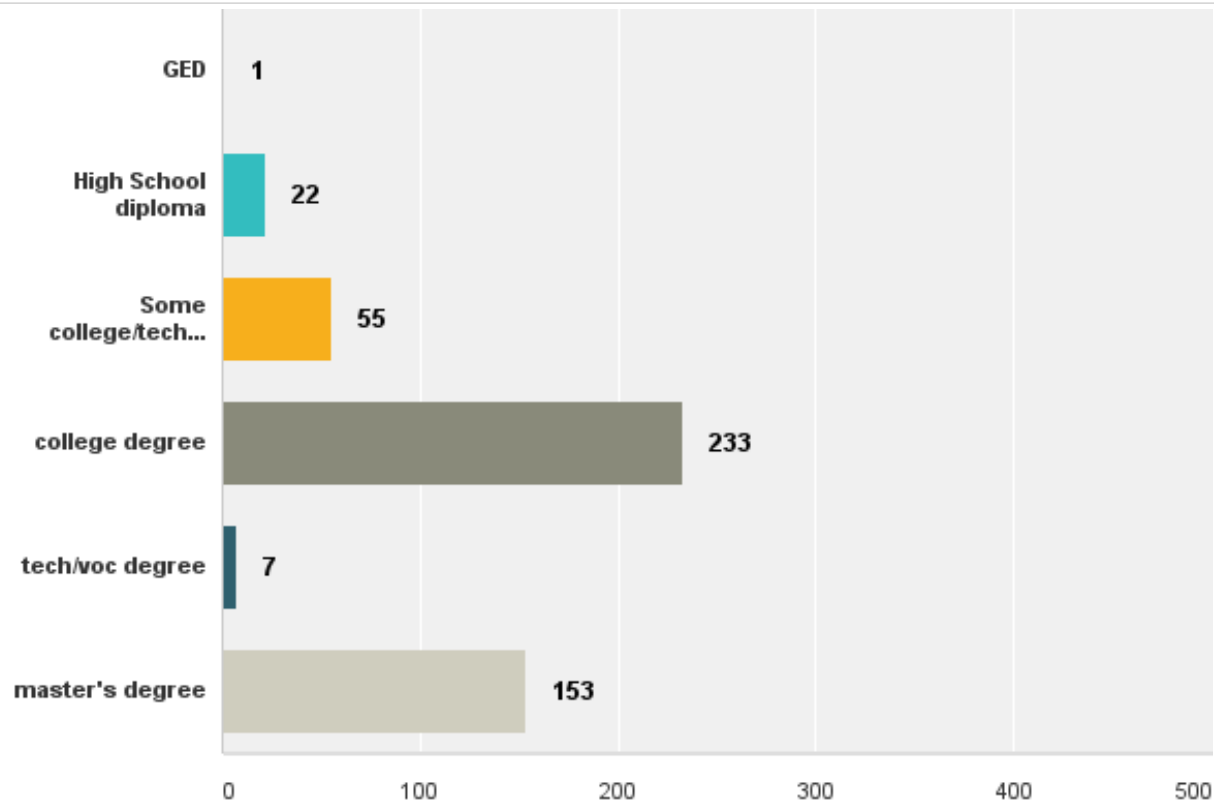
Do you own or rent your home?

Answered: 470 Skipped: 31



Education level

Answered: 471 Skipped: 30



Given the opportunity to speak directly to the superintendent and school committee, what is the number one issue facing Lincoln schools today?

The responses were broken down into general themes that will help guide the strategic communications plan:

- *The high school as a facility is in need of renovation, update, and repair.*
 - *Technology - integrating more of it into classroom instruction*
 - *Climate and culture is improving but needs to continue to improve*
 - *Curriculum, rigor, differentiated instruction*
 - *Standardized testing - less please!*
-